



Data Sheet

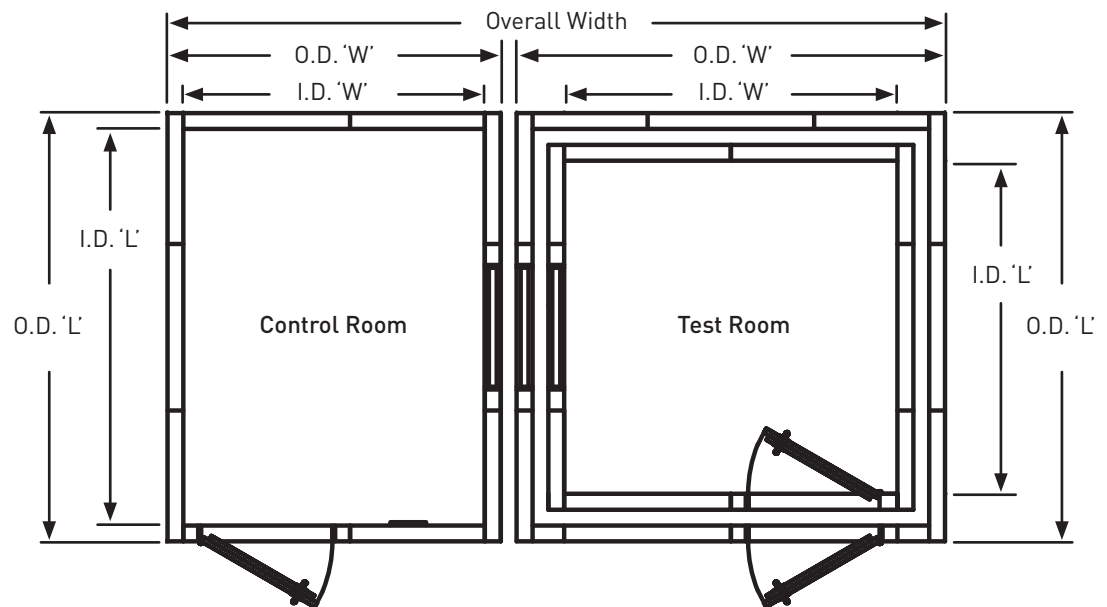
160act Classic Series Audiometric Suite



The **160act Series Double-Wall Test Room with an Independent Single-Wall Control Room** is constructed of 4" thick modular panels, complete with carpeted vibration isolated floor, space-saver roof mounted ventilation, recessed electrical, Noise-Lock® doors and double glazed windows, audiometric jack panels acoustically matched and shipped ready for field assembly.

- NIC 50 Control Room
- NIC 70 Test Room

Typical Plan



Model No.	Control Room Inside Dimensions ft-in x ft-in x ft-in					Test Room Outside Dimensions ft-in x ft-in x ft-in					Overall Outside Dimensions ft-in x ft-in x ft-in					Weight (lbs)
	L	x	W	x	H	L	x	W	x	H	L	x	W	x	H	
160act-1	7-6	x	6-4	x	8-8	6-2	x	6-2	x	6-6	8-2	x	15-6	x	8-1	8201
160act-2	8-4	x	6-4	x	8-8	7-0	x	7-0	x	6-6	9-0	x	16-4	x	8-1	9203
160act-3	9-10	x	7-0	x	8-8	8-6	x	8-6	x	6-6	10-6	x	18-6	x	8-1	11381
160act-4	11-2	x	8-8	x	8-8	9-10	x	9-4	x	6-6	11-10	x	21-0	x	8-1	13664





Data Sheet

160act Classic Series Audiometric Suite



Total Estimated Design Weight:

See table on page 1

Panel Construction:

Noise-Lock® V (interior walls), Noise-Lock® IV (exterior walls), Noise-Lock® VI (interior ceiling) and Noise-Lock® IV (exterior ceiling)

Panel Size:

Maximum panel size to be determined by customer for adequate site access

Interior Surfaces:

22ga. galvanized perforated steel

Exterior Surfaces:

14ga. cold rolled solid steel

Floor Interior Surface:

11ga. hot rolled steel

Finish:

Textured powder coated

Door:

(3) 2'-9" wide x 6'-1½" high clear opening cam-lift splitframe with push plate and pull handles

Note

- Dimensions locating door are shown to the clear opening
- Noise-Lock® STC-51 inswing/outswing or double outswing for exam
- Dust seal to be provided within air space around doors and windows. Sill angle to be provided between doors.

Window:

(3) 2'-6" wide x 2'-10" high aluminum frame double-glazed with ¼" thick laminated safety glass (width reduced on smaller models)

Suite Vibration Isolation:

Vibration isolator rails to be provided below floor panels

Electrical:

- 120V recessed LED light fixture
- 120V toggle switch for fans and lights
- 120V duplex receptacle

Note:

- Customer to provide 110V, 60Hz, 20 amp power to roof mounted quad receptacle power cord
- All electrical is wired per 2002 national electric code
- Booth is factory UL certified and labeled
- (Lot) boxes, connectors, etc. as required for complete installation

Audiometric Jack Panel Comprised of:

- (12) Switchcraft three-wire phone-type jacks
- (2) USB ports
- (1) 2" ID passthrough hole with cover

Suite Options:

Ventilation:

Integrated SpaceSaver exhaust/inlet air ceiling silencer panels and 120V, 60Hz, 14w fans or HVAC connection collars to connect to building system

Available Colors:

- Khaki Shade
- Polar Blue
- Limoge Cream
- Celedon
- First Star
- Pure White
- Kinetic Khaki
- Colony Blue
- Cinnamon Stick
- Jade Market
- Silver Plate
- Gray Primer

Floor Covering:

Nylon carpet, to match paint color selection with 3/8" thick underlayment and 2-1/2" H black cove base molding included

Site Requirements:

- Customer to provide a finished floor which is within +/- ¼" of level in 10 non-cumulative feet
- 2" minimum clearance is required between the exterior of testing booth and host facility walls/ceiling





Accutone2 Series Audiometric Room Options



Doors:

- Noise-Lock® double-glazed windows in door
 - 12" x 12" View Port
 - 16" x 24" Side Light
 - 20" x 60" Full Glass
- Additional & oversized doors including double leaf
- Wood veneered door finishes
- Mortised type, lever handle, recessed key locks
- Door closers



Optional Equipment:

- One-way Noise-Lock® glass
- One-way Noise-Lock® glass on sliding rails
- RF & electromagnetic shielding
- Special jack-panels
- Pass throughs
- Fire rated outer walls and doors




Standard Enhancement Packages:

- Enhancement packages available with choice of fabric & liner colors
- Paneling & carpeting in 5 colors
- Absorptive & aesthetic fabric top paneling
- Space-enhancing chair-rail
- Edge-smoothing corner panels



Exterior Enhancement Packages:

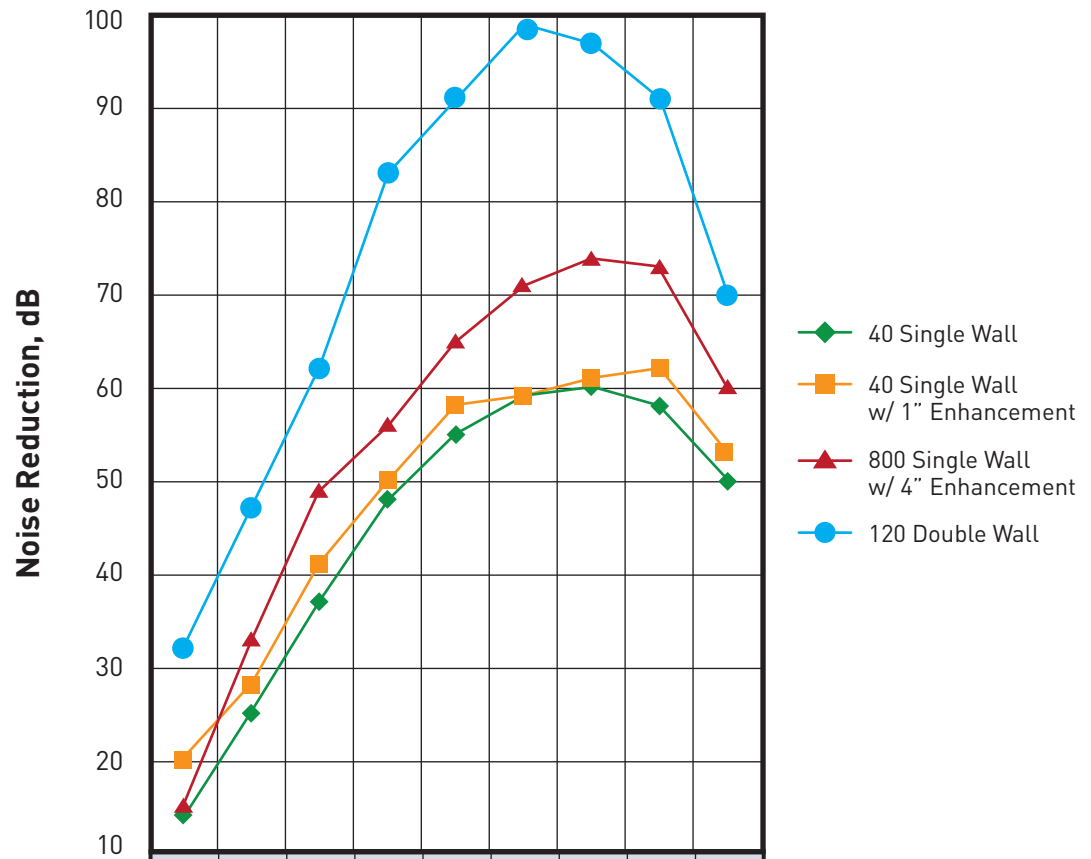
- Exterior enhancement packages available with WoodTrends by Sound Seal
- Aesthetically pleasing finishes that show off the beauty of real wood
- Available in a variety of popular as well as exotic wood veneer species (additional veneer options available upon request)





AccuTone² Enhanced Performance Audiometric Series

Room Noise Reduction



	63	125	250	500	1K	2K	4K	8K	NIC
◆ 40 Single Wall	14	25	37	48	55	59	60	58	50
■ 40 Single Wall w/ 1" Enhancement	20	28	41	50	58	59	61	62	53
▲ 800 Single Wall w/ 4" Enhancement	15	33	49	56	65	71	74	73	60
● 120 Double Wall	32	47	62	83	91	99	97	91	70

Octave Band Center Frequency, Hz

